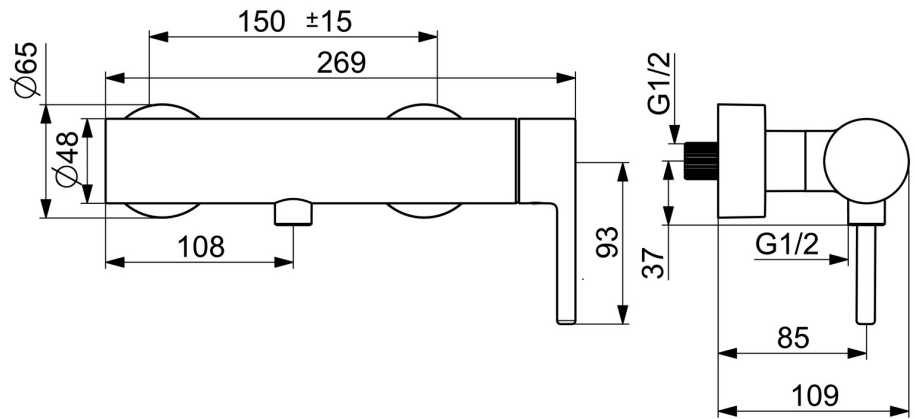
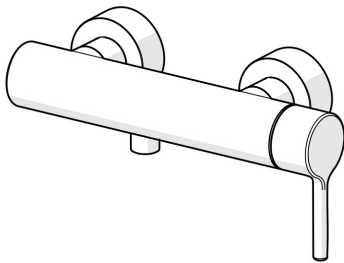


EAN: 4057304020278
static.hansa.com/5445010733



- Shower solutions
- Single-lever, side operated
- Wall mounted
- Matt black
- Single operating lever/handle, Pin shape, Hot/Cold symbols
- Limitation option for maximum temperature and flow-rate, Adjustable hot water stop (included, retrofittable)
- \varnothing 40 mm ceramic cartridge for flow and temperature control, Non-return valve(s)
- Eccentric coupling(s), Cover plate(s)
- Inner body made of DZR brass
- protected against back-flow in domestic use (according to DIN EN 1717)



Technical data

Flow properties

Flow-rate at 3 bar **12.6 l/min**

Technical properties

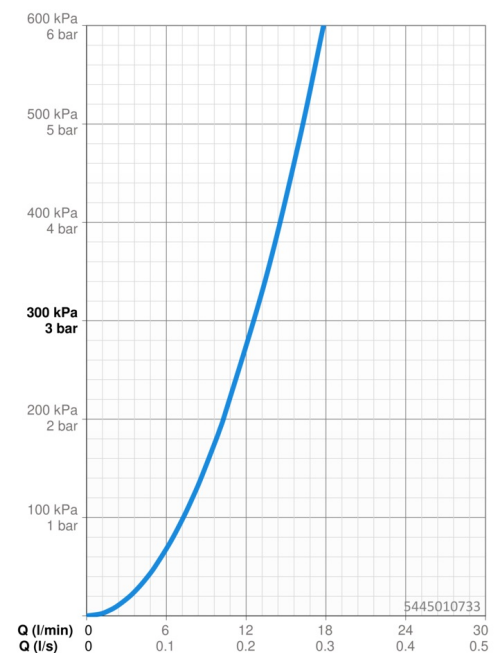
Hot water supply **max. +80°C**
 Working pressure **0.5-10 bar**
 Connection size **G3/4**
 Installation width **CC150± 15 mm**
 Backflow prevention (EN1717) **EB**
 Material **Brass**

Regulations

EN standard **EN 817**
 Noise class **I (ISO 3822)**

Approvals and Declarations

Declaration of conformity **DoC**



Spare parts

SP5445010733

Name	Code
------	------