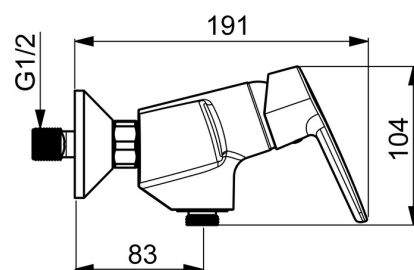
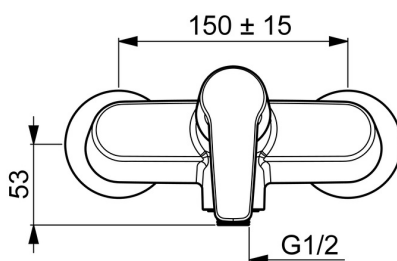
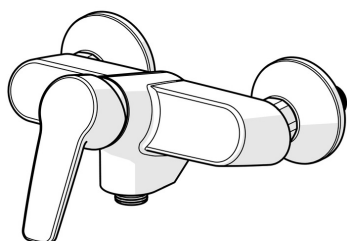


EAN: 4057304002915  
[static.hansa.com/51450193](https://static.hansa.com/51450193)



- Shower solutions
- Single-lever
- Wall mounted
- Chrome
- Hot/Cold symbols, Single operating lever/handle
- The housing of the fittings conducts minimal heat, Limitation option for maximum temperature and flow-rate, Adjustable hot water stop (included, retrofittable)
- Non-return valve(s),  $\varnothing$  35 mm ceramic cartridge for flow and temperature control
- Eccentric coupling(s)
- Inner body made of DZR brass



Technical data

Flow properties

Flow-rate at 3 bar	16.8 l/min
--------------------	------------

Technical properties

DN-size (nominal dimension)	DN15
Hot water supply	max. +80°C
Working pressure	0.5-10 bar
Connection size	G3/4
Installation width	cc150 ± 15 mm
Backflow prevention (EN1717)	EB
Material	Brass

Regulations

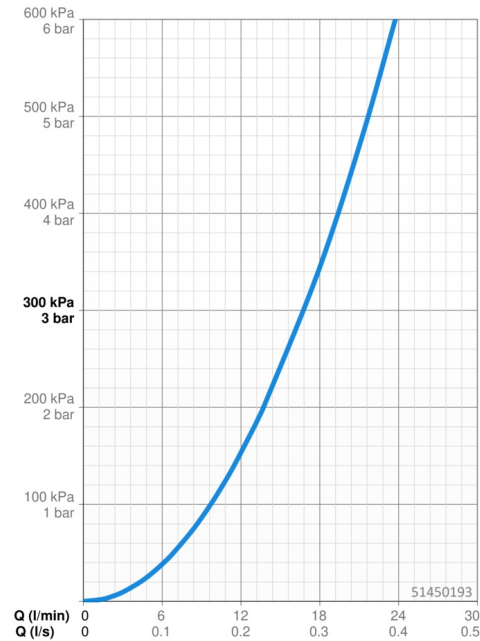
EN standard	EN 817
Noise class	I(ISO 3822)

Approvals and Declarations

KIWA	K6116/08
DVGW	NW-6506BP0361
ABP	PA-IX 10145/IB
EPD	S-P-06397

Sustainability

EPD module A1 (kg CO2 eq.)	5,95
EPD module A2 (kg CO2 eq.)	0,28
EPD module A3 (kg CO2 eq.)	0,68
EPD module A1-A3 (kg CO2 eq.)	6,91
EPD module A4 (kg CO2 eq.)	0,25
EPD module B7 (kg CO2 eq.)	2954,00
EPD module C2 (kg CO2 eq.)	0,01
EPD module C3 (kg CO2 eq.)	0,01
EPD module C4 (kg CO2 eq.)	0,49
EPD module D (kg CO2 eq.)	-4,38



## Spare parts

### SP51450193

	Name	Code
01	Lever	59914417
02	Covering cap, 33x3 mm	59912504
03	Temperature adjustment limiter	59912325
04	Tightening nut, M40x1	1003409V
05	Cartridge, 3.5 Classic	59913075
06	Non-return valve	59905714

