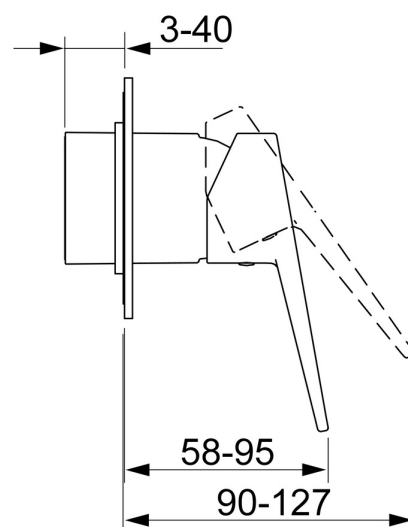
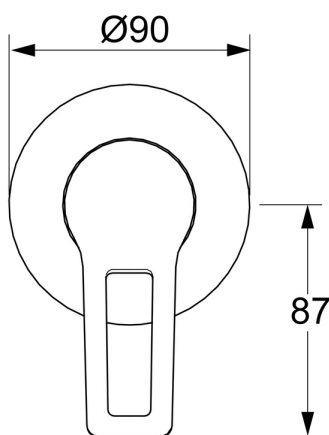
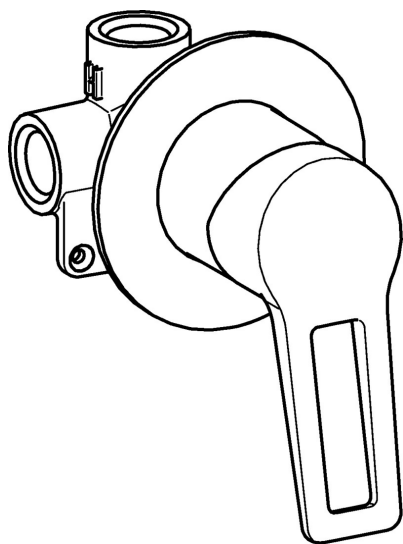


EAN: 4015474259959  
[static.hansa.com/49777005](https://static.hansa.com/49777005)



- Soluzioni doccia
- Monocomando, Set esterno
- Montaggio a parete con unità d'incasso
- Cromo
- Leva ad archetto, Leva con simbolo F+C, Leva/Manopola monocomando
- Placca rotonda



## Dati tecnici

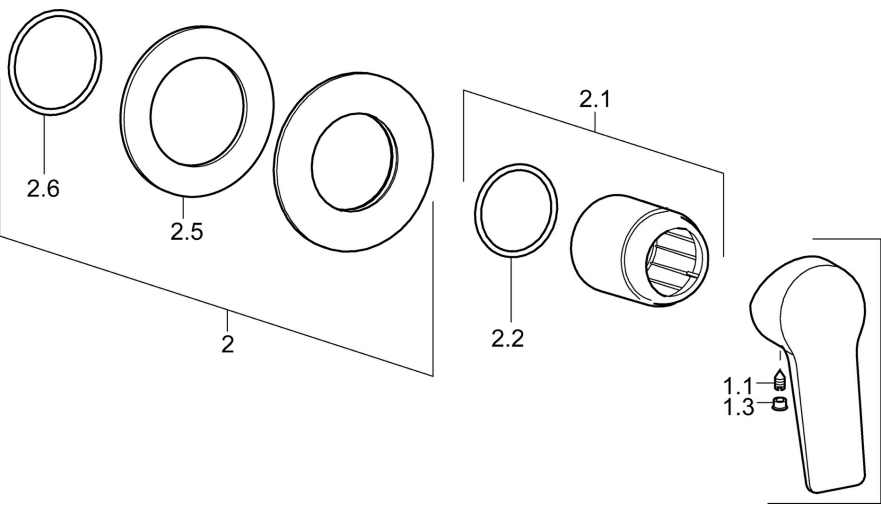
### Caratteristiche tecniche

Fornitura di acqua calda	max. +80°C
Pressione di esercizio	1-10 bar

### Norme

Standard EN	EN 817
-------------	--------

Parti di ricambio



SP49777003

	Nome	Codice
1	Leva Cromo	59913910
1	Leva Cromo	59913911
1.1	Screw, M5x8, SW2.5	59904755
1.3	Tappo Grigio	59912112
2	Piastra, d 90 mm Cromo	59914739
2.1	Rosetta Cromo	59912511
2.2	O-ring, 41x3	59913215
1 N.I.	Prolunga, 20 mm	59912589