

EAN: 4057304018206
static.hansa.com/481303310009



Designed to impress and give an elegant solution for any bathroom.

This thermostat gives you a most comfortable and enjoyable shower experience every day. With focus on high performance while still have and eye on the aesthetics and details to secure an elegant installation.

The handles are designed to be elegant while still providing a good grip for easy.

Our new developed magnetic shelf "MagShelf" completes the design while covering the connection to the wall.

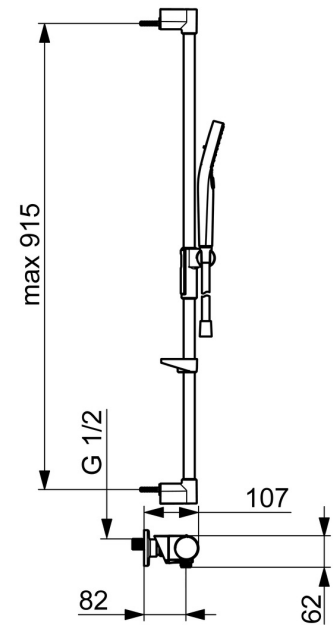
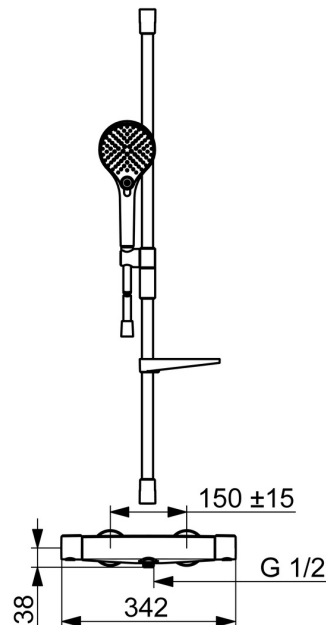
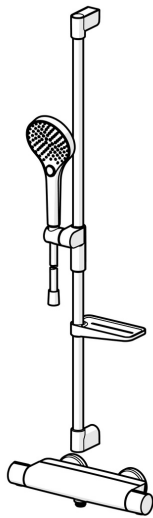
Elegant Handshower designed to fit in every bathroom.

Our 3-spray handshower is easy to operate with a nice designed push button to easily change the water sprays.

The hand shower slider is designed for an easy grip and easy adjustment in height with just one hand.

Elegant design and total enjoyment

- Shower solutions
- Thermostatic
- Wall mounted
- Chrome
- Temperature control handle, Flow control handle, Hot/Cold symbols, Easy-Grip surface, Eco feature for water flow
- Turn operated diverter, Integrated into flow control handle, Integrated into spout
- Eco flow control, Hand shower, MagShelf. Removable shelf with magnetic attachment, Adjustable shower rail bracket, Shower hose (1750 mm), Shower rail, Anti limescale technology (easy to clean), Soap dish, Twist guard for shower hose, Variable fixing points
- Normal - Even and soft water stream, Massage - Strong water stream due to rotatable spray nozzles, Rain - Even and strong water stream
- Safety stop against scalding at 38°C, The housing of the fittings conducts minimal heat
- Ceramic head part for flow control, Thermostatic cartridge for automatic temperature control, Non-return valve(s), Litter filter(s)
- Eccentric coupling(s), Cover plate(s), Silencer(s)
- Flexible length / can be shortened, Anti-twist hose connector
- 3 spray functions



Technical data

Flow properties

Flow-rate at 3 bar (with flow controller)	7.8 l/min
Pressure loss with flow (0.2 l/s)	2.5 bar

Technical properties

Hot water supply	max. +65°C
Working pressure	1-10 bar
Connection size	G3/4
Installation width	CC150± 15 mm
Backflow prevention (EN1717)	EB
Material	Brass/Plastic

Regulations

EN standard	EN1111
Noise class	I (ISO 3822)

Approvals and Declarations

Declaration of conformity	DoC
---------------------------	-----

