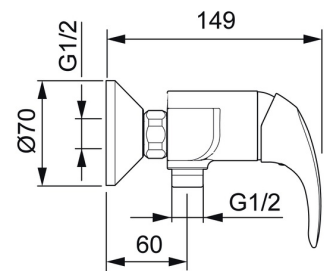
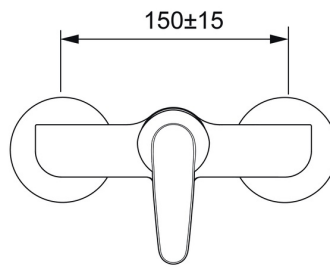
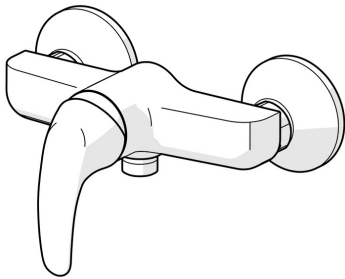


EAN: 4015474238657
static.hansa.com/46120103



- Shower solutions
- Single-lever
- Wall mounted
- Chrome
- Hot/Cold symbols, Single operating lever/handle
- Limitation option for maximum temperature and flow-rate, Adjustable hot water stop (included, retrofittable)
- Non-return valve(s), \varnothing 35 mm ceramic cartridge for flow and temperature control
- Eccentric coupling(s)
- Inner body made of DZR brass
- protected against back-flow in domestic use (according to DIN EN 1717)



Technical data

Flow properties

Flow-rate at 3 bar	16.8 l/min
Pressure loss with flow (0.2 l/s)	1.6 bar

Technical properties

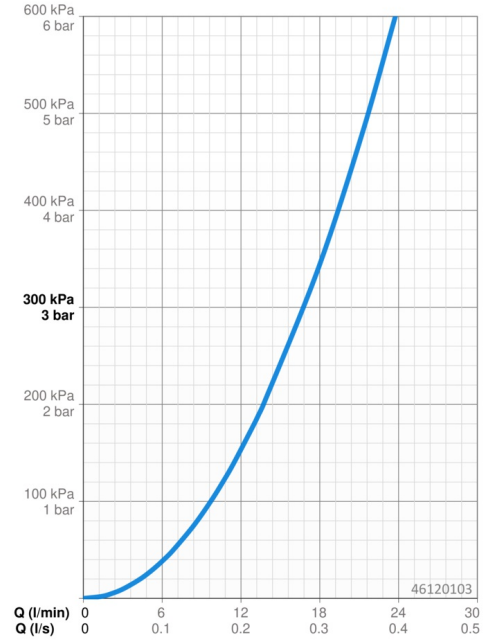
DN-size (nominal dimension)	DN15
Hot water supply	max. +90°C
Working pressure	0.5-10 bar
Connection size	G3/4
Installation width	CC150 ± 15 mm
Backflow prevention (EN1717)	EB
Material	Brass

Regulations

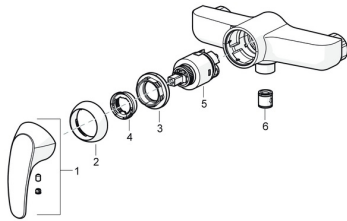
EN standard	EN 817
Noise class	PA-IX 19662/IB

Approvals and Declarations

KIWA	K6116/08
Declaration of conformity	DoC



Spare parts



SP46120103

	Name	Code
1	Lever	59913678
2	Covering cap, 33x3 mm	59912504
3	Tightening nut, M40x1	1003409V
4	Temperature adjustment limiter	59912325
5	Cartridge, 3.5 Classic	59913075
6	Non-return valve	59905714
N.I.	Connection nut, G3/4, AF30	59902230
N.I.	Retaining ring, 23.9x15.2x2	59902689
N.I.	Screw, M5x8, SW2.5	59904755
N.I.	Eccentric, G3/4xG1/2	59904793
N.I.	Cover flange	59904796
N.I.	Key, SW30/34	59912108
N.I.	Symbol plug Grey	59912112
N.I.	Connector	59913400